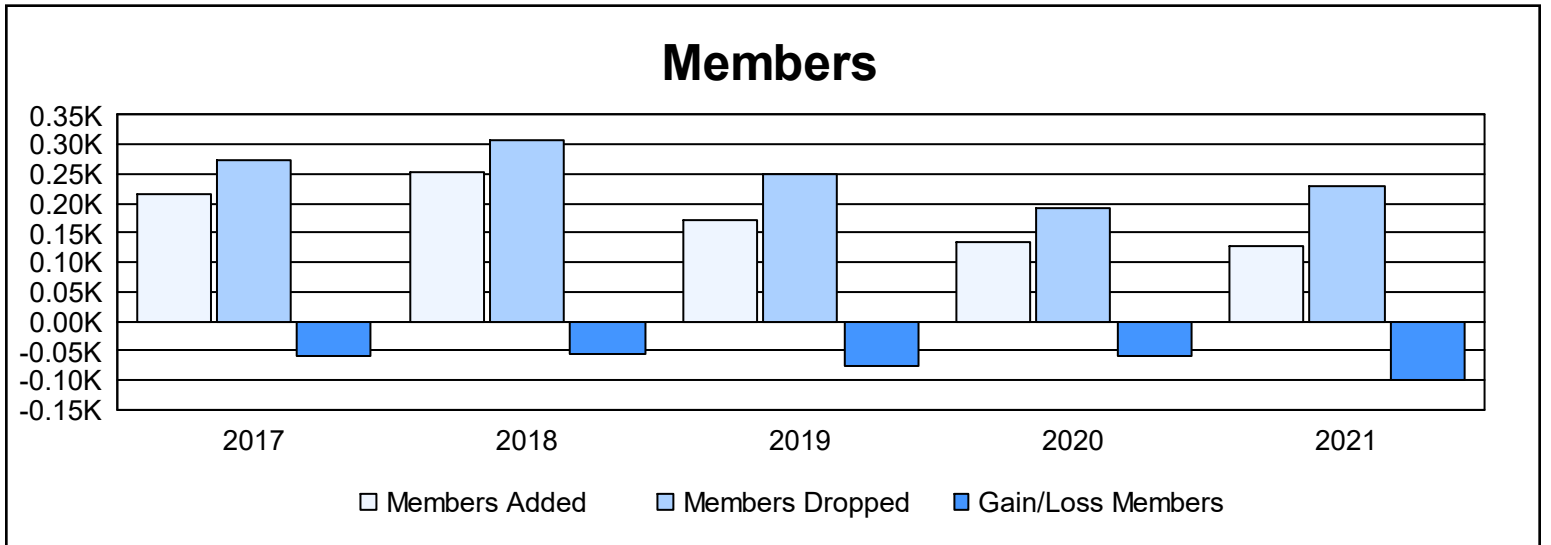
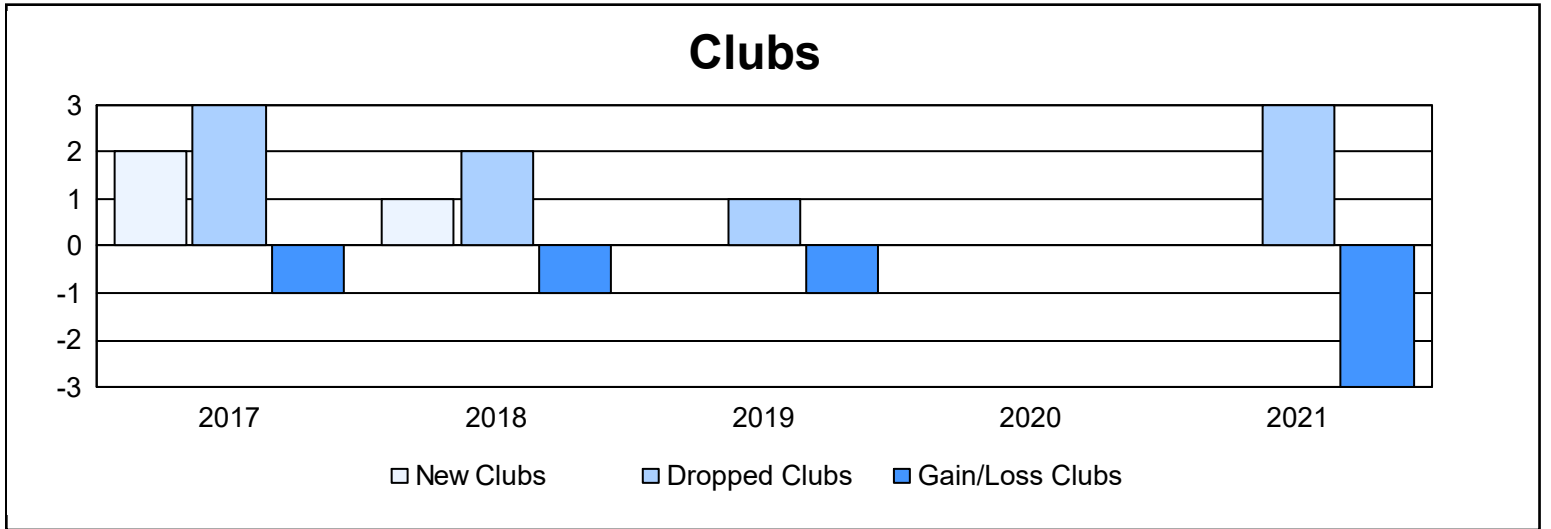
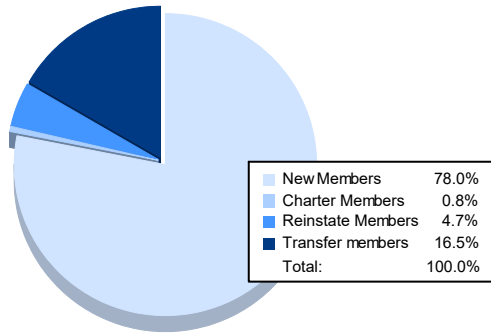


| Year           | New Clubs | Dropped Clubs | Gain/ Loss Clubs | New Members | Charter Members | Reinstate Members | Transfer Members | Total Member Added | Total Members Dropped | Gain/ Loss Members |
|----------------|-----------|---------------|------------------|-------------|-----------------|-------------------|------------------|--------------------|-----------------------|--------------------|
| 2016-2017      | 2         | 3             | -1               | 150         | 48              | 5                 | 12               | 215                | 274                   | -59                |
| 2017-2018      | 1         | 2             | -1               | 194         | 36              | 6                 | 17               | 253                | 308                   | -55                |
| 2018-2019      | 0         | 1             | -1               | 143         | 6               | 11                | 13               | 173                | 249                   | -76                |
| 2019-2020      | 0         | 0             | 0                | 117         | 1               | 8                 | 8                | 134                | 192                   | -58                |
| 2020-2021      | 0         | 3             | -3               | 99          | 1               | 6                 | 21               | 127                | 228                   | -101               |
| <b>Average</b> | <b>1</b>  | <b>2</b>      | <b>-1</b>        | <b>141</b>  | <b>18</b>       | <b>7</b>          | <b>14</b>        | <b>180</b>         | <b>250</b>            | <b>-70</b>         |



### Membership Composition June 2021 Cumulative



### Gender Composition June 2021 Cumulative

